

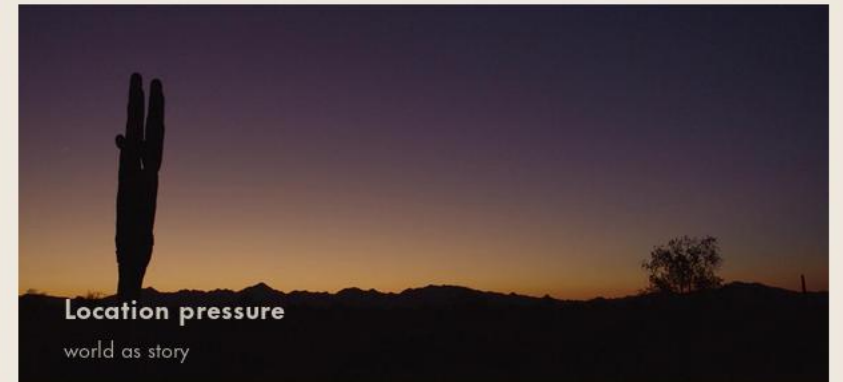
# TABLE FOR ONE

VISUAL FIELD GUIDE

A grounded visual approach for intimate rooms, open spaces, natural light, and human-scale tension.



DIRECTOR



The film needs frames big enough to breathe.

Let rooms, streets, weather, architecture, and bodies carry mood before dialogue enters.



## TABLE FOR ONE

ENSEMBLE AND BLOCKING



# TABLE FOR ONE


SOCIAL INTERIORS





**Warm closeup**

performance, falloff, practical warmth



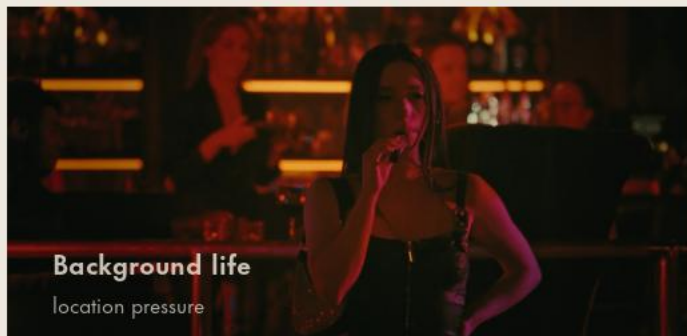
**Practical color**

energy only, not palette



**Edge and shadow**

reduce chroma, keep texture



**Background life**

location pressure



**Moving practicals**

motivated contrast




**Human density**

crowded but readable

## TABLE FOR ONE

ACTION AND MOMENTUM









## TABLE FOR ONE

COLOR, EXPOSURE, TEXTURE



HONEY DAYLIGHT

SOFT TUNGSTEN

MUTED PEACH

RUST ACCENT

COOL RESTRAINT

GENTLE BLACK

Low-to-medium saturation. Warmth belongs in sources and production design, not a heavy wash.



**CAMERA**

ARRI Alexa 35 / Mini LF; Arricam LT 35mm reference.

**ASPECT**

2.39 frame. Compose for negative space and room pressure.

**LENSES**

Lomo Round Front language; 35-40mm, 50mm, 75-100mm.

**STOCK**

Kodak Vision3 200T / 500T texture reference.

**LIGHT**

Window first. Practicals as islands. Subtract before filling.

**RULE**

Images lead. Words annotate. No repeated reference stills.

## AVOID

- 01 repeated stills
- 02 tiny low-res heroes
- 03 flat slide typography
- 04 generic mood words
- 05 clean showroom rooms
- 06 random coverage
- 07 decorative bokeh

## ACCEPT

- 01 large screengrabs
- 02 wide frames
- 03 ensemble life
- 04 momentum
- 05 thresholds
- 06 imperfect rooms
- 07 images first